



Empowered lives.
Resilient nations.

AWP EFY 2010/2011/2018 Enhanced Management and Enforcement of Ethiopia's Protected Area Estate United Nations Development Programme Ethiopia

Project title: Enhanced Management and Enforcement of Ethiopia's Protected Area Estate
Management Arrangements: National Implementation Modality (NIM)
<p>UNDAF/Country Programme Outcome: . Outcome 3: By 2020, key government institutions at federal level and in all regions and cities are able to plan, implement and monitor priority climate change mitigation and adaptation actions and sustainable natural resource management.</p> <p>3.1. Number of annual greenhouse gas emissions (in million tons of carbon dioxide equivalent)</p> <p>3.3. Hectares of land managed sustainably through afforestation</p> <p>UNDAF/Country Programme Outcome</p>
UNDP Strategic Plan Output: 1.3: Extent to which national legal, policy, and institutional frameworks are in place for conservation, sustainable use, and access and benefit sharing of natural resources, biodiversity and ecosystems..
UNDP Gender Marker : 2
Executing Entity/Implementing partner: Ethiopian Wildlife Conservation Authority
Implementing Entities /Responsible Partners:- Ethiopian Biodiversity Institute
<p>Brief project description:Driven by low risk and high profitability, the trade in wildlife products and live animals continues to flourish. Ethiopia has been identified as a key transit (as well as source) country for wildlife products and live animals. The proposed project is seeking to implement solutions that will counter the threats to biodiversity and overcome the barriers to effective management of protected areas and to combatting illegal wildlife trade. It seeks to achieve the project's objective: to build Ethiopia's capacity for biodiversity conservation through increased effectiveness of protected area management and implementation of measures to reduce Illegal Wildlife Trade (IWT) and poaching. The objective will be achieved through the implementation of three project components. Component 1: Protected area management and biodiversity conservation. This component will focus on <i>demonstrating</i> how effective management of protected areas in Ethiopia can be achieved by targeting a small number of protected areas, given that the selected pilot sites are those protected areas in which key target species (elephants and big cats) are found. Component 2: Implementation of anti-trafficking measures. This component will focus on improving different aspects of law enforcement so as to increase the deterrent to illegal wildlife trafficking. Component 3: Landscape approach to forest and agro-biodiversity conservation. This component focuses on realizing the value of agro-biodiversity for the country and specifically for people living in the vicinity of the protected areas targeted in Component 1. Finally, Component 4 Knowledge Management, Gender Mainstreaming, and M&E: Lessons learned from the project via active participation of all stakeholder groups in the project implementation, gender mainstreaming and M&E will be made available nationally and internationally to facilitate the fight against IWT. Ultimately, the project will contribute to long-term impacts or global environmental benefits including: i) the recovery of wildlife populations in project sites Ethiopia, specifically targeting elephants, lions and cheetahs: these were selected as GWP flagship species to measure the success of the proposed project, and ii) there is no loss of habitat and agro-biodiversity. This project forms part of the GEF Programmatic Approach to Prevent the Extinction of Known Threatened Species, and falls under the GEF</p>



Programme *Global Partnership on Wildlife Conservation and Crime Prevention For Sustainable Development (9071)*. Under this programmatic framework, with the coordination through the programme steering committee, coordinated knowledge management and cross-fertilization of the individual regional and national projects will be assured.

Programme Period: 2017-2023 Atlas Award ID: 00100238 Project ID: 00103276 PIMS # 5609 AWP duration Start date: January 2018 End Date: December 2018 GEF ID # 9157 Management Arrangements: NIM PAC Meeting Date: _____	Total Budget for 12 months \$ 2,329,248 GEF \$ 2,295,748 UNDP \$33,500 In-kind contributions _____
--	---

Agreed by MoFEC:

[Signature]
UN Agencies, CRGE Facility & Regional Economic Cooperation Directorate Coordinator

Date:



Agreed by EWCA:

[Signature]

Date:

**Kumara Wakjira
 Director General**



Agreed by EBI:

[Signature]

Date:

**Feleke Woldeyes Gamo (PhD)
 Deputy Director General**



Agreed by UNDP:

[Signature]

Date:

15/1/2018



ANNUAL WORK PLAN - EFY 2010/11

CURRENCY: USD+09

EXPECTED PROJECT OUTPUTS	PLANNED ACTIVITIES	ETHIOPIA FY 2010/11 Budget (USD)				RESP. PARTY	PLANNED BUDGET Funding Source	Budget Description	Total Budget (USD)
		ETH FY 2010/2011							
		Q3	Q4	Q1	Q2				
And baseline, associated indicators and annual targets	List activity results and associated actions	UNDP FY2018							
		Q1	Q2	Q3	Q4				
Outcome 1: Improved protected area management effectiveness delivers enhanced protection in the targeted protected areas									
<p>Output 1.1: The formulation of PA management plans and initial implementation supported</p> <p>Indicator:</p> <p>Number of protected areas that have developed and approved management plans</p> <p>Baseline:</p> <ul style="list-style-type: none"> No management plan exist for selected protected areas <p>Target :</p> <ul style="list-style-type: none"> At least three management plans for three protected areas will be completed and approved at the end of this budget year (2018) 	Activity 1.1.1: Preparation of TOR to develop management plans for 3 project sites	1000					GEF	71400	1,000
	Activity 1.1.2: Recruitment and assignment of working groups for preparation of management plans	1000					GEF	71400	1,000
	Activity 1.1.3: Train wardens and senior experts on management and conservation of protected areas in Tanzania	70,000					EWCA	71400	70,000
	Activity 1.1.4: Preparation of need assessments for PAs which include staffing, logistics, infrastructure, facilities, materials, use technology like IT solutions, etc	13,000	20,000				GEF	72100	33,000
	Activity 1.1.5 Demarcation of Omo National Park and Babile Elephant Sanctuary	10,000	20,000	15,000	15,000		GEF	72100	60,000
	Activity 1.1.6 : Develop the management plan of Mago National park		35,000	10,000	10,000		GEF	72100	55,000
	Activity 1.1.7 Support studies preferably university students of EWCA who focus on collecting baseline data in the project sites		5,000	5,000	5,000		EWCA	75700	20,000



[Handwritten signature]

Enhanced Management and Enforcement of Ethiopia's Protected Areas Estate Project _ AWP 2018

<p>Activity 1.1.9: Carry out overall resource assessment including fauna, flora, habitat mapping, physical resources, distribution of wildlife and threats in the project sites</p> <ul style="list-style-type: none"> Accomplish aerial survey assessment Carry out ground survey Support habitat, land cover mapping and make inventory of physical resources Establish data on species diversity Put all the results together to establish a resource base document and publish 		100,000		15,000		EWCA	GEF		100,000
<p>Activity 1.2.1 Prepare TOR and recruit an international consultant to develop standard operation procedures manual</p>	20,000	5,000	15,000	10,000	15,000	EWCA	GEF	71200	40,000
<p>Activity 1.2.2 Carry out collection of information from protected areas as an input for SOP preparation; taskforces and working groups will be established for this purpose</p>	5,000	5,000				EWCA	GEF	72100	15,000
<p>Activity 1.2.3 Develop protected area standard operation procedure (SOP) manual, organize consultation for all sections, completion, validation and publish the manual</p>			10,000			EWCA	GEF	71300	10,000
<p>Activity 1.2.4 Train implementers including experts and officers at EWCA head quarter and PA level (40 % female and 60%male) on how to use the SOP and PA management systems for effective PA management.</p>			28,000			EWCA	GEF		28,000



[Handwritten signature]

Enhanced Management and Enforcement of Ethiopia's Protected Areas Estate Project _ AWP 2018

cooperation to control IWT											
Output 2.2 Proposals to strengthen the (existing) National IWT Steering Committee are developed											
Indicator											
<ul style="list-style-type: none"> Number of approved proposals on strengthening the existing IWT SC and ensured implementation 											
<p>Activity 2.2.1: Definition of TOR and mandate for the IWT SC and submit for approval and implementation</p>											
								EWCA	GEF	71400	5,000
<p>Activity 2.2.2 :Organize quarterly meetings of IWT SC to discuss and exchange information on IWT issues</p>											
								EWCA	GEF	71200	10,000
<p>Activity 2.2.3: Identify effective systems that enable effective implementation for IWT SC, updating the existing strategies of global wildlife crimes</p>											
								EWCA	GEF	71300	3,000
<p>Activity 2.2.4 Provide training for IWT SC on wildlife policy, strategy and legislations</p>											
								EWCA	GEF	75700	3,000
Output 2.3 Establishment of IWT Task Forces in pilot regions is supported											
Indicator											
<ul style="list-style-type: none"> Number of IWT regional task forces (RTF) established in the 											
<p>Activity 2.3.1: TOR and mandate for the IWT Regional Task Forces (RTF) will be defined and submitted for approval</p>											
								EWCA	GEF	71400	7,000
<p>Activity 2.3.2 :Arrange quarterly meetings of pilot regional IWT RTFs to discuss on issues related to IWT and exchange of information</p>											
								EWCA	GEF	75700	6,000



AR

[Handwritten signature]

Enhanced Management and Enforcement of Ethiopia's Protected Areas Estate Project _ AWP 2018

<p>pilot regions</p> <p>Baseline:</p> <ul style="list-style-type: none"> IWT task forces has never been established in the pilot regions <p>Target</p> <ul style="list-style-type: none"> Two regional task forces (RTF) will be established in SNNPRS and the Ethiopian Somali Region) 	<p>Activity 2.3.3 Establish integrative and cooperative systems between wildlife institutions and the IWT RTF to ensure effective implementation</p>	<p>15,000</p>	<p>EWCA</p>	<p>GEF</p>	<p>71300</p>	<p>15,000</p>
<p>Output 2.4 Establishment and functionality of an Environmental Crime Unit(ECU) within the Federal Series Crime Unit (FSCU)</p> <p>Indicator</p> <ul style="list-style-type: none"> Number of formally established environmental crime units with developed mandate and well documented resource needs 	<p>Activity 2.4.1 Communicate, lobby, convince and propose the need to establish ECU until formal approval is achieved</p> <p>Activity 2.4.2 Study analysing applicable laws for prosecuting IWT & illegal killing of wildlife</p>	<p>500</p>	<p>EWCA</p>	<p>GEF</p>	<p>75700</p>	<p>1,000</p>
<p>Baseline:</p> <ul style="list-style-type: none"> There is no a mandated, appropriately established and functioning division within the Federal Series Crime Unit 	<p>Activity 2.4.3 Publication and dissemination of handbook to simplify reference of applicable laws on wildlife in the country</p>	<p>5,000</p>	<p>EWCA</p>	<p>GEF</p>	<p>72100</p>	<p>5,000</p>
<p>Target</p> <ul style="list-style-type: none"> One Environmental Crime Unit will be formally established, structured and mandate developed with required resources and equipment needs 	<p>Activity 2.4.4 Organize training for ECU personnel on wildlife policy, strategy and legislations</p>	<p>14,000</p>	<p>EWCA</p>	<p>GEF</p>	<p>75700</p>	<p>14,000</p>




[Handwritten signature]

[Handwritten initials]

Enhanced Management and Enforcement of Ethiopia's Protected Areas Estate Project _ AWP 2018

identified												
<p>Output 2.6 Functionality of the Environmental Crime Unit within the Federal Serious Crime Unit is supported</p>	<p>Activity 2.6.1 Study tours (to garner political support for ECU and to learn lessons)</p>	<p>Activity 2.6.2 Design structure and mandate for ECU; determine resource, equipment needs; submit to government for approval to formally establish ECU, including signing MOU specifying roles and responsibilities</p>								20,000	72100	20,000
<p>Indicator The level of functionality of the ECU within the FSCU</p> <p>Baseline There is no a functional ECU within the FSCU</p> <p>Target The establishment of a highly functional and effective ECU will be supported</p>			20,000									
<p>Output 2.7 Support for the development of a management system for wildlife products and live animals that are confiscated, seized and/or collecting in the field</p> <p>Indicator</p> <ul style="list-style-type: none"> Number of proposals developed on management of wildlife 	<p>Activity 2.7.1 Review of best practice for managing wildlife products and live animals</p>	<p>Activity 2.7.2 Develop a proposal for approval and validation based on the best practice experience assessed on managing wildlife products and confiscated live animals</p>	15,000							13,000	71300	13,000



[Handwritten signature]


Enhanced Management and Enforcement of Ethiopia's Protected Areas Estate Project _ AWP 2018

<p>products and confiscated live animals</p> <ul style="list-style-type: none"> • Number of best practice experiences assessed on management of wildlife products and confiscated live animals 	<p>Activity 2.7.3 Train relevant personnel at EWCA and the regional bureaux on management of wildlife products</p>			25,000	EWCA	GEF	75700	25,000
<p>Baseline</p> <ul style="list-style-type: none"> • Currently, the management system of wildlife products and confiscated live animals is limited and weak • No strategy and trained staff for management of wildlife products and confiscated live animals 	<p>Activity 2.7.4 Select sites in and around protected areas to establish storehouse for wildlife products</p>		2,500	2,500	EWCA	GEF	71400	5,000
<p>Target</p> <ul style="list-style-type: none"> • An assessment will be made on the best experience for management of wildlife products and confiscated live animals • One proposal document will be produced on the management of wildlife products and confiscated live animals 	<p>Activity 2.7.5 : Make a national assessment on the stock reserve of wildlife products in Ethiopia and Confiscated wild animals and create a database</p>	5,000	5,000	5,000	EWCA		71400	15,000
<p>Output 2.8 Capacity development support to the national CITES management and scientific authorities</p> <p>Indicator</p> <ul style="list-style-type: none"> • Number of assessments made on 	<p>Activity 2.8.1 Assess CITES authorities with regard to their organizational arrangement and implementation capacity</p>				EWCA	GEF		



Enhanced Management and Enforcement of Ethiopia's Protected Areas Estate Project _ AWP 2018

<p>CITES authorities</p> <ul style="list-style-type: none"> Number of professionals trained scientific authorities 	<p>Activity 2.8.2 Design capacity development process for CITES management and scientific authorities in Ethiopia</p>	5,000	EWCA	GEF	75700	5,000
<p>Baseline: Inadequate capacity of the national CITES management and scientific authorities</p>	<p>Activity 2.8.3 In collaboration with CITES international, provide training for relevant officers and experts on implementation of CITES regulations</p>	20,000	EWCA	GEF	75700	20,000
<p>Target</p> <ul style="list-style-type: none"> An assessment will be made for CITES authorities At least 8 relevant professionals will be trained to enable CITES implementation in Ethiopia 	<p>Activity 2.8.4 :Support studies that assess the current status of CITES Appendix species at different geographical location in the country through the involvement of universities</p>	15000	EWCA	GEF	75700	40,000
<p>Output 2.9 An information campaign to increase public knowledge and responsiveness regarding wildlife and wildlife crime is implemented</p>	<p>Activity 2.9.1 Contract company to carry out PR campaign; design & implement</p>	40,000	EWCA	GEF		40,000
<p>Indicator</p> <ul style="list-style-type: none"> Percentage of the public and government leaders who are aware responsive and supportive to reduce wildlife crimes 	<p>Activity 2.9.2 Adopt Kenya's experience in wildlife conservation campaign through experience sharing visits</p>	13,000	EWCA	GEF	75700	13,000
<p>Baseline</p> <ul style="list-style-type: none"> Proportion of the general public who are aware and responsive to wildlife crimes is very low 	<p>Activity 2.9.3 Develop awareness raising campaign manual and prepare short messages for different local languages using local TV's, radios, websites, Ethiopian air lines etc that will result in attitudinal changes for the public in order to support wildlife conservation and reducing wildlife crimes</p>	56,000	EWCA	GEF	72100	76,000
<p>Baseline</p> <ul style="list-style-type: none"> Proportion of the general public who are aware and responsive to wildlife crimes is very low 	<p>Activity 2.9.4 Establish an enabled wildlife conservation campaign unit for EWCA, facilitate training, support logistics and operation</p>	40,000	EWCA	GEF	72100	40,000



[Handwritten signature]

Target	<ul style="list-style-type: none"> At least 20% of the public and government leaders who are aware responsive and supportive to reduce wildlife crimes 	<p>Activity 2.9.5 Train public relation personnel and media workers in communication techniques in conservation</p>	10,000	EWCA	GEF	75700	10,000
Subtotal (quarter)		5,000	101,000	187,000	200,000	493,000	493,000
Six Months total		106,000	387,000				
Annual Total							
Outcome 3. Improved conservation of forestry and agro-biodiversity resources through a landscape approach based on community-based natural resource management							
Output 3.1 Integrated Landscape Management (ILM) plans are developed.		4000					4,000
Indicators:							
<ul style="list-style-type: none"> Approved landscape/ ecosystem level plans Total area covered by approved ILM plans (ha) 	<p>Activity 3.1.1 Collect landscape (geospatial, forests, agrobiodiversity, ecological, etc.), socioeconomic, ethnobotanical data for detailed map and ILM plan development of selected priority areas.</p>	4000					4,000
<ul style="list-style-type: none"> Approved landscape/ ecosystem level plans Total area covered by approved ILM plans (ha) 	<p>Activity 3.1.2 Develop draft detailed thematic map of forests and agrobiodiversity selected priority areas.</p>		3000				3,000
Baseline:							
<ul style="list-style-type: none"> Detailed thematic maps of forests and agrobiodiversity do not exist. Integrated Landscape Management Plans do not exist. 	<p>Activity 3.1.3 Develop draft integrated landscape management plan for selected priority areas.</p>		3000				3,000
<ul style="list-style-type: none"> Detailed thematic maps of forests and agrobiodiversity do not exist. Integrated Landscape Management Plans do not exist. 	<p>Activity 3.1.4 Identify stakeholders and conduct one workshop to evaluate draft detailed thematic maps and ILM Plan.</p>				10000		10,000
Targets:							
<ul style="list-style-type: none"> Detailed thematic maps of forests and agrobiodiversity are developed and approved. One ILM plan covering 15,000ha is developed and approved. 	<p>Activity 3.1.3 Submit final detailed thematic maps and ILM plan to the appropriate authorities for approval.</p>		10000				10,000




[Handwritten signature]

<p>Output 3.2 Stakeholder agreements on access to and use of natural resources within and surrounding each selected PA developed.</p>	<p>Activity 3.2.1 Collect Natural resources use (Ethnobotanical/ ethnobiological) data within and around CCNP, Babilie and KaftaShiraro NPs.</p>	13500				EBI	GEF	13,500
<p>Indicators:</p> <ul style="list-style-type: none"> Number of natural resource use agreements with stakeholders – including local and indigenous communities. 	<p>Activity 3.2.2 Develop/adopt model NRM use agreement based on national laws and customary (community) laws.</p>	4500				EBI	GEF	4,500
<p>Baseline:</p> <ul style="list-style-type: none"> Agreements do not exist. 	<p>Activity 3.2.3 Negotiate with local communities, local authorities and EWCA and update agreements on NRM (access to and use of NR).</p>	4500				EBI	GEF	4,500
<p>Targets:</p> <ul style="list-style-type: none"> Two agreements¹ with communities and indigenous people on natural resource use in place and being implemented. 	<p>Activity 3.2.4 Submit official agreements to the appropriate authorities and communities.</p>		1500			EBI	GEF	1,500
	<p>Activity 3.2.5 Raise awareness on sustainable use of natural resources in CCNP, Babilie and KaftaShiraro NP.</p>	20000	20000			EBI	GEF	40,000
	<p>Activity 3.2.6 Procure field and laboratory equipments for data collection and processing (Vehicle, GPS, Refrigerator, Video camera, Gene bank and laboratory, etc.)</p>	40000	30000			EBI	GEF	70,000
	<p>Activity 3.2.7 Travel outside Ethiopia (Visits and experience sharing in Africa – Tanzania, South Africa, 5 people for 15 days) and in country.</p>	20000	20000			EBI	GEF	40,000



¹MTR Target is two agreements and EOP Target is four agreements.

<p>Output 3.3 Value chains for forestry and agrobiodiversity (crop and livestock) products are developed and presented to the local communities for implementation.</p>	<p>Activity 3.3.1 Prepare ToR for the study of value chains for forestry and agrobiodiversity (crop and Livestock) products of CC, Babilie and KafiaShiraro NPs.</p>	200				EBI	GEF		200
<p>Indicators:</p> <ul style="list-style-type: none"> Number of studies on value chains for forestry and agrobiodiversity products. 	<p>Activity 3.3.2 Hire consultant for the studies (Call for expression of interest)</p>	500				EBI	GEF		500
<p>Baseline:</p> <ul style="list-style-type: none"> No studies are available. 	<p>Activity 3.3.3 Undertake studies on value chains for forestry and agrobiodiversity (agroforestry, crop and livestock) products.</p>	12000				EBI	GEF		12,000
<p>Baseline:</p> <ul style="list-style-type: none"> No studies are available. 	<p>Activity 3.3.4 Produce draft document on value chains for forestry and agrobiodiversity.</p>	18000				EBI			18,000
<p>Targets:</p> <ul style="list-style-type: none"> Three studies on value chains for forestry and agrobiodiversity products are undertaken. 	<p>Activity 3.3.5 Identify key stakeholders and prepare a review workshop on draft study documents at Federal level.</p>		6000			EBI	GEF		6,000
<p>Output 3.4 Microcredit schemes for local communities are developed and implemented</p>	<p>Activity 3.3.6 Finalize studies and submit to appropriate authorities.</p>			30,000		EBI			30,000
<p>Indicators:</p> <ul style="list-style-type: none"> Number of household surveys and Socio-economic Studies Conducted. Number of Microcredit schemes established/ strengthened. 	<p>Activity 3.4.1 Prepare ToR for household surveys, socioeconomic studies and establishment of Microcredit schemes in CCNP.</p>	200				EBI	GEF		200
<p>Indicators:</p> <ul style="list-style-type: none"> Number of household surveys and Socio-economic Studies Conducted. Number of Microcredit schemes established/ strengthened. 	<p>Activity 3.4.2 Hire consultant for the study (Call for expression of interest using electronic and print media)</p>	500				EBI	GEF		500
<p>Baseline:</p> <ul style="list-style-type: none"> No studies are available. 	<p>Activity 3.4.3 Undertake household surveys and collect socio-economic data and produce draft report/document</p>	5000	5000			EBI	GEF		10,000
<p>Baseline:</p> <ul style="list-style-type: none"> No studies are available. 	<p>Activity 3.4.4 Establish/strengthen existing</p>		3000	10000		EBI	GEF		13,000



<ul style="list-style-type: none"> No Microcredit schemes are established (?). 	(if any) microcredit schemes																	
<p>Targets:</p> <ul style="list-style-type: none"> Household surveys and Socio-Economic Studies are undertaken. Microcredit schemes are established/ strengthened (if any). 	<p>Activity 3.4.5 Hold small group reviews with representatives of EBI and EWCA and approve the results.</p>	1500	EBI	GEF														1500
<ul style="list-style-type: none"> Demonstration farms for the conservation of agrobiodiversity are established. 	<p>Activity 3.4.6 Conduct training and experience sharing on microcredit schemes between local communities and other similar schemes in the country.</p>	10000	EBI	GEF														10,000
<p>Indicators:</p> <ul style="list-style-type: none"> Number of selected and approved demonstration farms. Number of identified and selected species with high Socio-Economic values for propagation in farms. 	<p>Activity 3.5.1 Conduct general assessment on the priority project areas and surrounding landscapes</p>	10000	EBI	GEF														30,000
<p>Baseline:</p> <ul style="list-style-type: none"> Demonstration farms do not exist. Species with high Socio-Economic values are not identified. 	<p>Activity 3.5.2 Conduct inventory of Farmers' Varieties (FV), Medicinal and aromatic crops and livestock breeds and associated Traditional knowledge in and around the project areas</p>	15000	EBI	GEF														30,000
<ul style="list-style-type: none"> Demonstration farms do not exist. Species with high Socio-Economic values are not identified. 	<p>Activity 3.5.3 Select and prioritize species (forestry and agrobiodiversity) for conservation and Sustainable utilization and establish and follow up Model Farms on selected Conservator Farmers' (Model Farmers') Farm in and around the project area (CCNP).</p>	30000	EBI	GEF														60,000
<ul style="list-style-type: none"> Demonstration farms do not exist. Species with high Socio-Economic values are not identified. 	<p>Activity 3.5.4 Conduct Training and experience sharing with previously established similar associations in different parts of the country and visit to selected ex-</p>	20000	EBI	GEF														40,000



Targets:		<i>situ</i> conservation sites of EBI.								
• Two demonstration farms ² with an area of at least 50ha each are selected and approved.	Activity 3.5.5 Undertake collection and documentation of prioritized crop species and associated Traditional Knowledge / Indigenous knowledge in and around the project area (two collection mission and 200 accessions)	10000	EBI	GEF						10,000
• Species (crop, agroforestry, and livestock) with high Socio-Economic values are identified for propagation in farms.										
Subtotal (quarter)		92,400	137,000	125,000	121,500					475,900
Six Months total		229,400		246,500						475,900
Annual Total		475,900		475,900						

Outcome 4. Lessons learned by the project through participatory M&E, including gender mainstreaming, are used to fight poaching and IWT, and promote community based conservation nationally and internationally

<p>Output 4.1. M&E provides sufficient information for adaptive management, gender mainstreaming and learning via active participation of key stakeholders in the project implementation</p> <p>Indicators</p> <ul style="list-style-type: none"> • Frequency of monitoring to gather information for adaptive management • Number of project sites where survey is undertaken 	<p>Activity 4.1.1: Lessons learnt documented and shared using different platforms including i) the project website that will be established especially for this purpose, ii) symposia and workshops that will be carried out expressly local or abroad for sharing the information and lessons, and iii) through the GWP network</p> <p>Activity 4.1.2: Carryout survey for flagship species of concern that include Elephant, lion, leopard cheetah in the project areas</p>	3,000	14,000	3,000	EWCA	GEF	75700	20,000
		20,000			EWCA	GEF	72100	20,000



- No lessons learnt from LE strategies and community based conservation including gender mainstreaming were shared and there is no established M & E system for it
- Target:**
One manual will be produced to develop and implement project M & E system

		Activity 4.2.5						EWCA	GEF		16,000
		Conduct national and local inception workshops									
	Subtotal (quarter)		16,000								16,000
	Six Months total		24,000	31,000	35,164	22,000					112,164
	Annual Total		55,000			57,164					
Project Management											
		Action: Recruit and orient PMU staff	1,000					EWCA	GEF		1,000
		Action: Settle an office at EWCA HQ	2,000					EWCA	GEF	74500	2000
		Office materials and equipments procurement	4184					EWCA	GEF	72200	4184
		Overhead and administrative costs	11,000	11,000	11,000	11,000		EWCA	GEF		44,000
		Staff Salary	18,000	18,000	18,000	18,000		EWCA	GEF	71400	72,000
			8375	8375	8375	8375		EWCA	UNDP	71400	33,500
	Quarter total		46,059	37,375	37,375	37,375					158,184
	Six Months total		83,434			74,750					
	Annual Total			158,184							
	Grand Total			2,329,248							

